

# How to file a claim for Unum benefits

Your life may just have become more complex, but we make it simple for you to file your claim and get the benefits you need. Don't worry, we've got you.



## For fastest results, file online.



### On the web

First time filing a claim? Go to the secure website and register for an account.

Returning users: please log in with your user ID and password.

- Leave, Disability, Accident, Critical Illness, Hospital: [unum.com/claims](http://unum.com/claims)
- Term Life/Accidental Death & Dismemberment (AD&D): Only your employer can file and check status online
- Dental, Vision, Whole Life: online filing not available
- LeaveLogic: [Insert web address]



### Using the app

Download the Unum Customer App from the applicable App Store. Then, register and use the app to file your claim or to manage your existing claim.

- Leave, Disability, Accident, Critical Illness, Hospital: Unum Customer App
- Other insurance products: app filing not available

## Benefits of digital filing

- ✓ Access and download supplemental claim and year-end tax forms.
- ✓ Sign and submit authorization forms.
- ✓ Upload documents from your computer or our app, using your phone's camera.
- ✓ Register for direct deposit of your claim payment, when applicable.
- ✓ Review claim status, documentation and most recent payment information.
- ✓ Verify and change personal information and get updates 24/7 on our mobile app or web portal.

### After you've finished filing:

You can check your claim status and manage your claim on the web or mobile app.

## Other ways to file



### By paper form

- Leave, Disability, Term Life/AD&D, Accident, Critical Illness, Hospital, Whole Life: Get a claim form at [unum.com/claims](https://unum.com/claims) or contact your HR department. Mail or fax your completed form using the fax number or address shown on the form.
- Dental, Vision: See instructions in the box to the right.



### By phone

- Leave, Disability: 800-858-6843
- Term Life/AD&D: 800-445-0402
- Accident, Critical Illness, Hospital, Whole Life: 800-635-5597
- Dental, Vision: 888-400-9304
- LeaveLogic: 866-779-1054

### Filing a dental or vision claim

For both dental and vision claims, we do not provide electronic submission. You can obtain a claim form from [unumdentalcare.com](https://unumdentalcare.com) and [unumvisioncare.com](https://unumvisioncare.com) or contact customer service at 888-400-9304. You can either mail, fax or email it in with the required documentation.

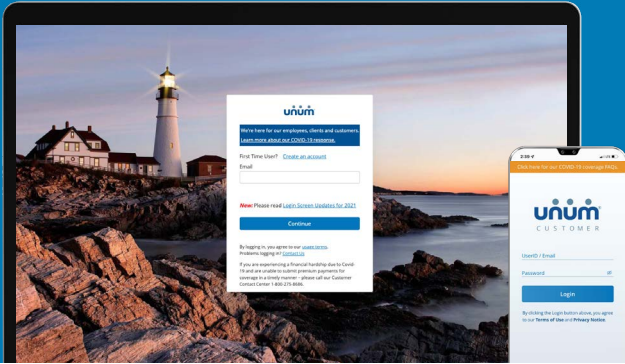
#### Dental:

Mail: Claims Department  
P.O. Box 80139  
Baton Rouge, LA 70898-0139  
Fax: 855-400-9307  
Email: [DentalClaims@Unum.com](mailto:DentalClaims@Unum.com)

#### Vision:

Mail: Claims Department  
P.O. Box 14389  
Baton Rouge, LA 70898-4389  
Fax: 855-400-9307  
Email: [VisionClaims@Unum.com](mailto:VisionClaims@Unum.com)

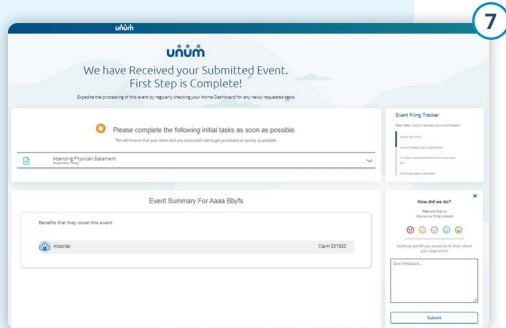
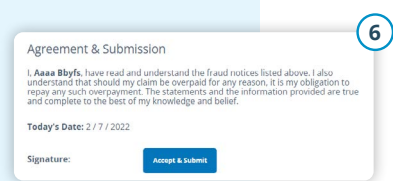
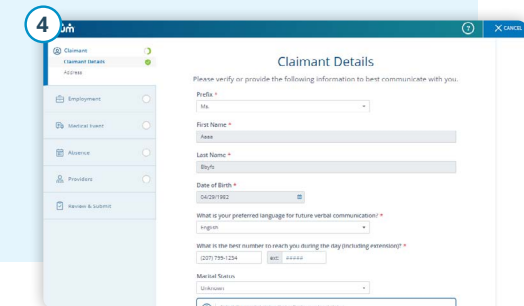
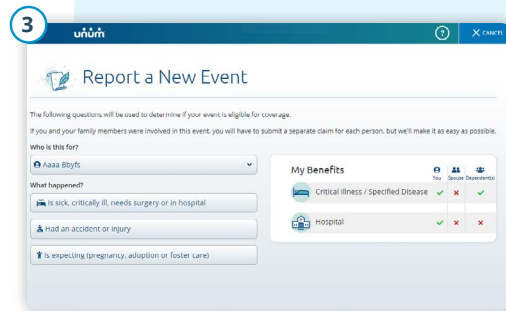
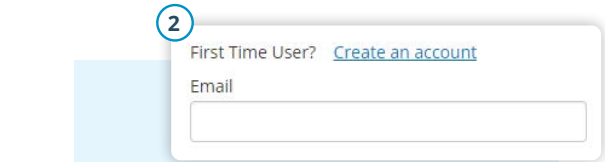




# Instructions on how to file your claim

## On the web

1. Go to [unum.com/claims](https://unum.com/claims).
2. a. If filing a claim for the first time, click “Create an account.”  
b. If you already have an account, enter your email.
3. Once you’re logged in, begin with “Report a New Event” to provide initial details of what happened. Then select “Continue.”
4. Add information about the following:
  - a. The claimant: you or a covered family member
  - b. Your employment
  - c. Medical care resulting from the event, like surgery
  - d. Absences from work
  - e. Medical providers visited—physicians, hospitals, other medical professionals
5. Review your information and:



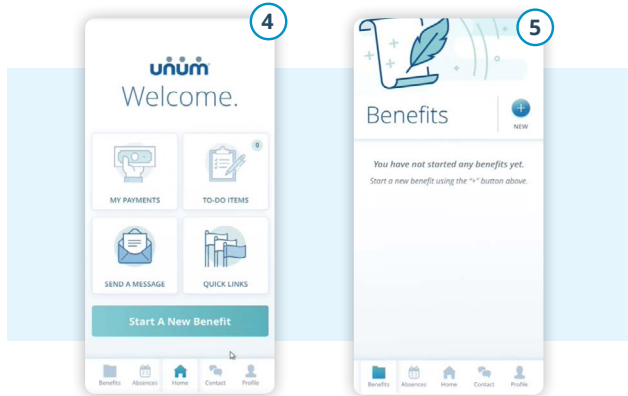

- a. Confirm responses
- b. Provide medical authorization
- c. Review fraud statement

6. Select “Accept” and “Submit.”
7. View confirmation screen, see any next tasks and track progress.



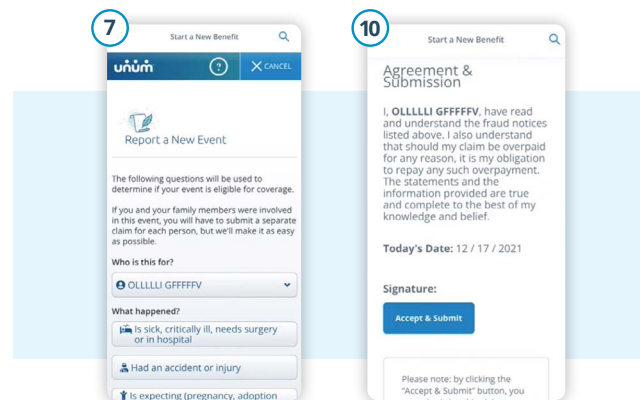
# On the app

1. Download the Unum Customer app from either Apple® or Google Play™.
2. a. If filing a claim for the first time, scroll through the introduction screens until you reach “Next Steps” and select “No, I need to register.”  
b. If you already have an account, you can log in.
3. Read the Terms of Use and select “I understand and accept.”
4. On the Welcome screen, select “Start a New Benefit.”
5. On the Benefits screen, click on the “+” button



6. File a new claim or report a death in the family (for life insurance).
7. Provide information about what happened so Unum can identify which coverage applies to your situation.
8. Add information about the following:
  - a. The claimant (you or a family member)
  - b. Your employment
  - c. Medical events resulting from the event, like surgery
  - d. Absences from work
  - e. Medical providers visited — physicians, hospitals, other medical professionals

9. Review your information and:
  - a. Confirm responses
  - b. Provide medical authorization
  - c. Review fraud statement
10. Select “Accept” and “Submit.”
11. View confirmation screen, see any next tasks and track progress.



unum.com

Apple is a registered trademark of Apple Inc.

Google Play is a trademark of Google LLC.

© 2022 Unum Group. All rights reserved. Unum is a registered trademark and marketing brand of Unum Group and its insuring subsidiaries. Insurance products are underwritten by the subsidiaries of Unum Group.

MK-669700-2 FOR EMPLOYEES (3-22)